

## HMI with 10.1" TFT Display



### Feature

- ☑ 10.1" 1024 x 600 TFT LCD, LED Backlight
- ☑ Fan-less Cooling System
- ☑ COM2 and COM3 RS-485 support MPI 187.5K, please use one at one time
- ☑ PCB coating process ensures high reliability to resist from corrosion in harsh environment
- ☑ Built-in Power Isolation
- ☑ NEMA4 / IP65 Compliant Front Panel
- ☑ WiFi compatible with 802.11 b/g/n
- ☑ Built-in EasyAccess 2.0 License

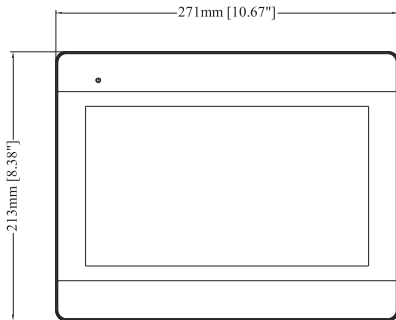
<b>Display</b>	Display	10.1" TFT
	Resolution	1024 x 600
	Brightness (cd/m <sup>2</sup> )	350
	Contrast Ratio	500:1
	Backlight Type	LED
	Backlight Life Time	>50,000 hrs.
	Colors	16.7M
	LCD Viewing Angle (T/B/L/R)	60/60/70/70
<b>Touch Panel</b>	Type	4-wire Resistive Type
	Accuracy	Active Area Length(X)±2%, Width(Y)±2%
<b>Memory</b>	Flash	128 MB
	RAM	128 MB
<b>Processor</b>		32 bits RISC Cortex-A8 600MHz
<b>I/O Port</b>	SD Card Slot	N/A
	USB Host	USB 2.0 x 1
	USB Client	N/A
	Ethernet	10/100 Base-T x 1
	WiFi	IEEE 802.11 b/g/n 802.11b: max 19.76 dBm 802.11g: max 14.07 dBm 802.11n: max 15.41 dBm
	COM Port	Con.A: COM2 RS-485 2W/4W, COM3 RS-485 2W Con.B: COM1 RS-232 / COM3 RS-232*
	RS-485 Dual Isolation	N/A
	CAN Bus	N/A
	Audio Output	N/A
Video Input	N/A	
<b>RTC</b>		Built-in
<b>Power</b>	Input Power	24±20%VDC
	Power Isolation	Built-in
	Power Consumption	650mA@24VDC
	Voltage Resistance	500VAC (1 min.)
	Isolation Resistance	Exceed 50MΩ at 500VDC
	Vibration Endurance	10 to 25Hz (X, Y, Z direction 2G 30 minutes)
<b>Specification</b>	PCB Coating	Yes
	Enclosure	Plastic
	Dimensions WxHxD	271 x 213 x 36.4 mm
	Panel Cutout	260 x 202 mm
	Weight	Approx. 1 kg
	Mount	Panel mount
<b>Environment</b>	Protection Structure	UL Type 4X (indoor use only) / NEMA4 / IP65 Compliant Front Panel
	Storage Temperature	-20° ~ 60°C (-4° ~ 140°F)
	Operating Temperature	0° ~ 50°C (32° ~ 122°F)
	Relative Humidity	10% ~ 90% (non-condensing)
<b>Certificate</b>	CE	CE marked
	UL	cULus Listed
<b>Software</b>		EasyBuilder Pro

\* Only Tx & Rx (no RTS/CTS) may be used for COM1 RS-232 when COM3 RS-232 is also used.

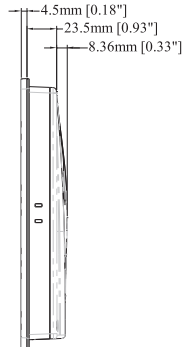
## Dimensions



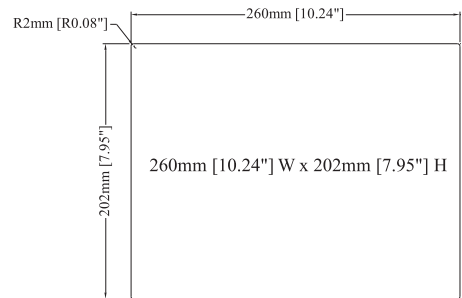
Top View



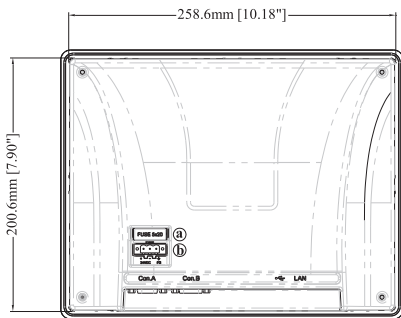
Front View



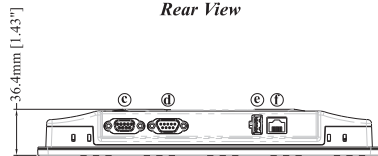
Side View



Cutout Dimensions



Rear View



Bottom View

a.	Fuse
b.	Power Connector
c.	Con.A: COM2 RS-485 2W/4W, COM3 RS-485 2W
d.	Con.B: COM1 RS-232 / COM3 RS-232
e.	USB Host Port
f.	LAN

## Ordering Information

- MT8103iE1:**  
10.1" 1024 x 600 TFT LCD HMI, Built-in 128 MB flash memory / 128 MB DDR2 RAM on board, Built-in EasyAccess 2.0 License

### Pin Assignment:

Con.B: COM1 / COM3 [RS232] 9 Pin, Male, D-sub

PIN#	COM1 [RS232]	COM3 [RS232]
1		
2	RxD	
3	TxD	
4		
5	GND	
6		
7	RTS	TxD
8	CTS	RxD
9	GND	

Con.A: COM2 / COM3 [RS485] 9 Pin, Female, D-sub

PIN#	COM2 [RS485]2w	COM2 [RS485]4w	COM3 [RS485]
1	Data-	Rx-	
2	Data+	Rx+	
3		Tx-	
4		Tx+	
5	GND		
6			Data-
7			
8			
9			Data+