




### Human Machine Interface with 4.3" TFT LCD display

#### New iP Series

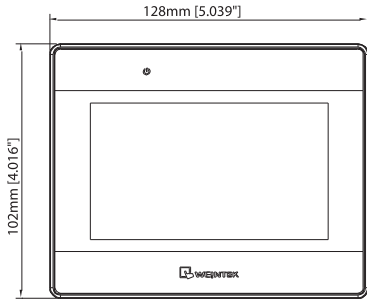
- ☒ Wide input voltage range: 10.5~28VDC
- ☒ Boasts excellent performance with better operation experience compared to its predecessor.
- ☒ 2 Upgrades! Weintek's compact HMI Series-iP has upgraded in every aspect to satisfy a variety of applications.
  - ☒ Equipped with Cortex A8 600MHz CPU.
  - ☒ Seamlessly upgraded from EB8000 to EasyBuilder Pro.

|                      |                                 |  |
|----------------------|---------------------------------|--|
| <b>Display</b>       | Display                         | 4.3" TFT LCD                                 |
|                      | Resolution                      | 480 x 272                                    |
|                      | Brightness (cd/m <sup>2</sup> ) | 400  |
|                      | Contrast Ratio                  | 500:1  |
|                      | Backlight Type                  | LED  |
|                      | Backlight Life Time             | >30,000 hrs.                                 |
|                      | Colors                          | 16.7M  |
|                      | LCD Viewing Angle (T/B/L/R)     | 50/70/70/70                                  |
| <b>Touch Panel</b>   | Type                            | 4-wire Resistive Type                        |
|                      | Accuracy                        | Active Area Length(X)±2%, Width(Y)±2%        |
| <b>Memory</b>        | Flash                           | 128 MB                                       |
|                      | RAM                             | 128 MB                                       |
| <b>Processor</b>     |                                 | 32 Bits RISC Cortex-A8 600MHz                |
| <b>I/O Port</b>      | USB Host                        | USB 2.0 x 1                                  |
|                      | USB Client                      | N/A  |
|                      | Ethernet                        | 10/100 Base-T x 1                            |
|                      | COM Port                        | COM1 RS-232/RS-485 2W/4W<br>COM3 RS-485 2W   |
|                      | RS-485 Dual Isolation           | N/A  |
| <b>RTC</b>           |                                 | Built-in (CR2032 3V lithium battery.)        |
| <b>Power</b>         | Input Power                     | 10.5~28VDC                                   |
|                      | Power Consumption               | 800mA@12VDC ; 400mA@24VDC                    |
|                      | Power Isolation                 | Built-in                                     |
|                      | Voltage Resistance              | 500VAC (1 min.)                              |
|                      | Isolation Resistance            | Exceed 50MΩ at 500VDC                        |
|                      | Vibration Endurance             | 10 to 25Hz (X, Y, Z direction 2G 30 minutes) |
| <b>Specification</b> | PCB Coating                     | N/A  |
|                      | Enclosure                       | Plastic                                      |
|                      | Dimensions WxHxD                | 128 x 102 x 32 mm                            |
|                      | Panel Cutout                    | 119 x 93 mm                                  |
|                      | Weight                          | Approx. 0.25 kg                              |
|                      | Mount                           | Panel mount                                  |
| <b>Environment</b>   | Protection Structure            | NEMA4 / IP65 Compliant Front Panel           |
|                      | Storage Temperature             | -20° ~ 60°C (-4° ~ 140°F)                    |
|                      | Operating Temperature           | 0° ~ 50°C (32° ~ 122°F)                      |
|                      | Relative Humidity               | 10~90% (non-condensing)                      |
| <b>Certification</b> | CE                              | CE marked                                    |
| <b>Software</b>      |                                 | EasyBuilder Pro                              |

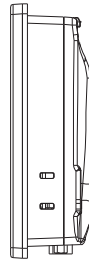
☒ **Dimensions Drawing**



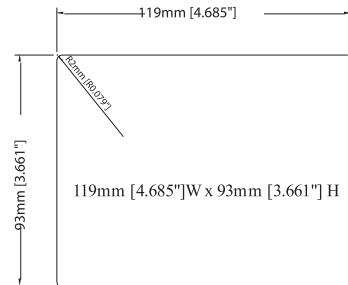
**Top View**



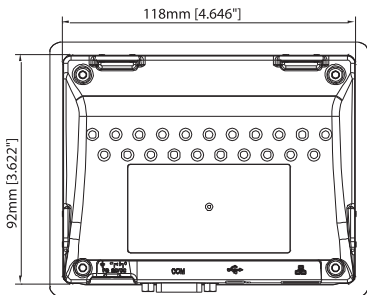
**Front View**



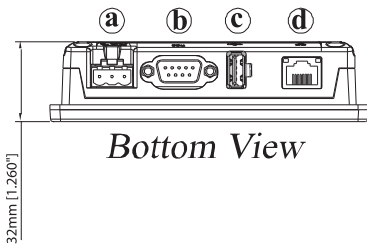
**Side View**



**Cutout Dimensions**



**Rear View**



**Bottom View**

|    |  |
|----|--|
| a. | Power Connector                              |
| b. | COM1 RS-232, RS-485 2W/4W,<br>COM3 RS-485 2W |
| c. | USB Host                                     |
| d. | Ethernet                                     |

**Pin Assignment:**

COM1 [RS232], COM1 [RS485], COM3 [RS485], 9 Pin, Male, D-sub

| PIN# | COM1 [RS485] |        | COM1 [RS232] | COM3 [RS485] |
|------|--------------|--------|--------------|--------------|
|      | 4 wire       | 2 wire |              |              |
| 1    | Rx-          | Data-  |              |              |
| 2    | Rx+          | Data+  |              |              |
| 3    | Tx-          |        |              |              |
| 4    | TX+          |        |              |              |
| 5    | GND          |        |              |              |
| 6    |              |        | TxD          |              |
| 7    |              |        |              | Data-        |
| 8    |              |        |              | Data+        |
| 9    |              |        | RxD          |              |